



SYSOPENDIGIA Plc

Interim Report H1 2007

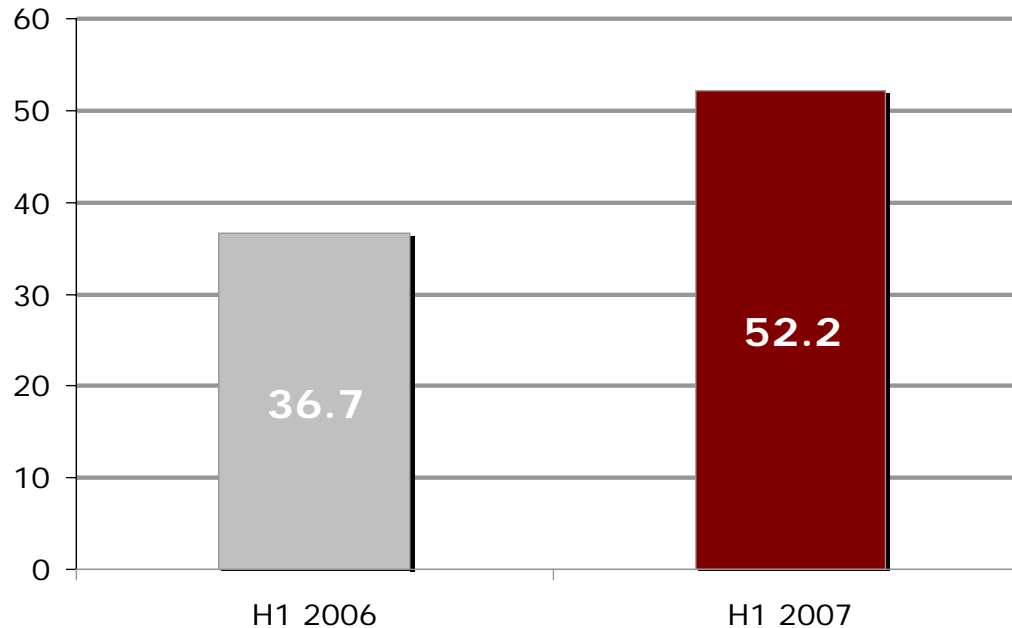
7 August 2007

Jari Mielonen
President and CEO
SYSOPENDIGIA Plc

SYSOPENDIGIA

Net Sales H1 2007

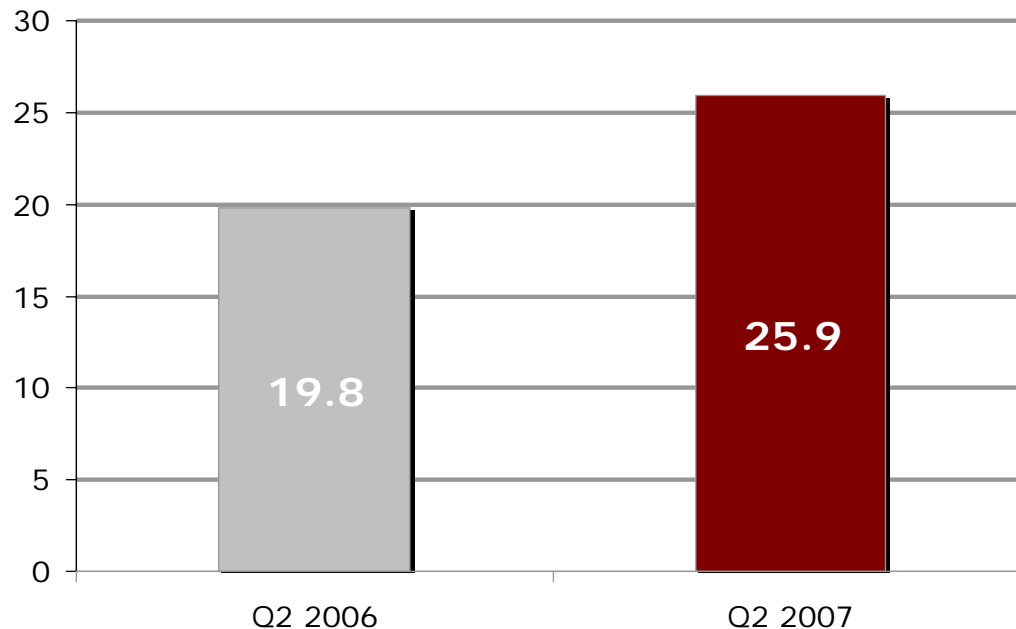
Net sales, EUR million



- Net sales for H1: EUR 52.2 million
- Growth 42 per cent
- Pro forma growth 3 per cent

Net Sales Q2 2007

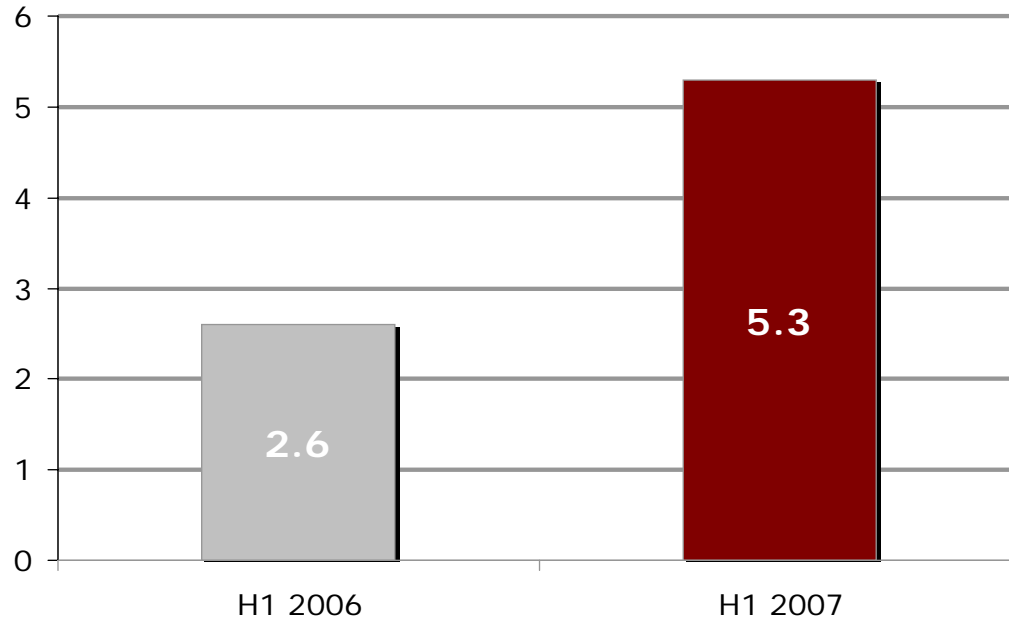
Net sales, EUR million



- Net sales for Q2: EUR 25.9 million
- Growth 31 per cent
- Pro forma growth 3 per cent

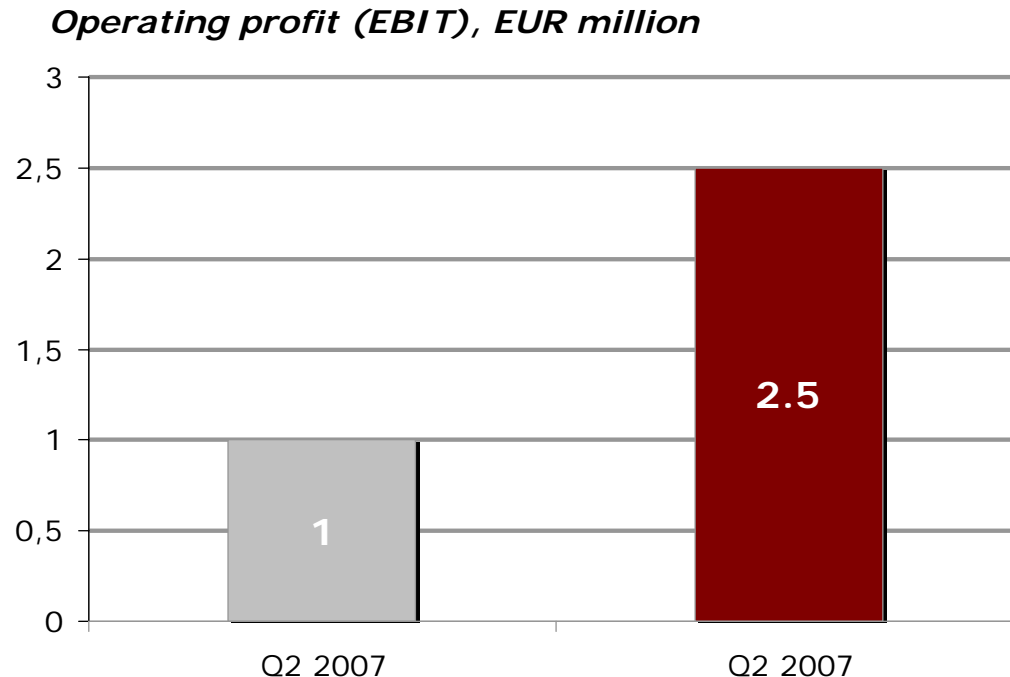
Operating Profit (EBIT) H1 2007

Operating profit (EBIT), EUR million



- Operating profit (EBIT) for H1: EUR 5.3 million
- Growth 102 per cent
- Pro forma growth 46 per cent

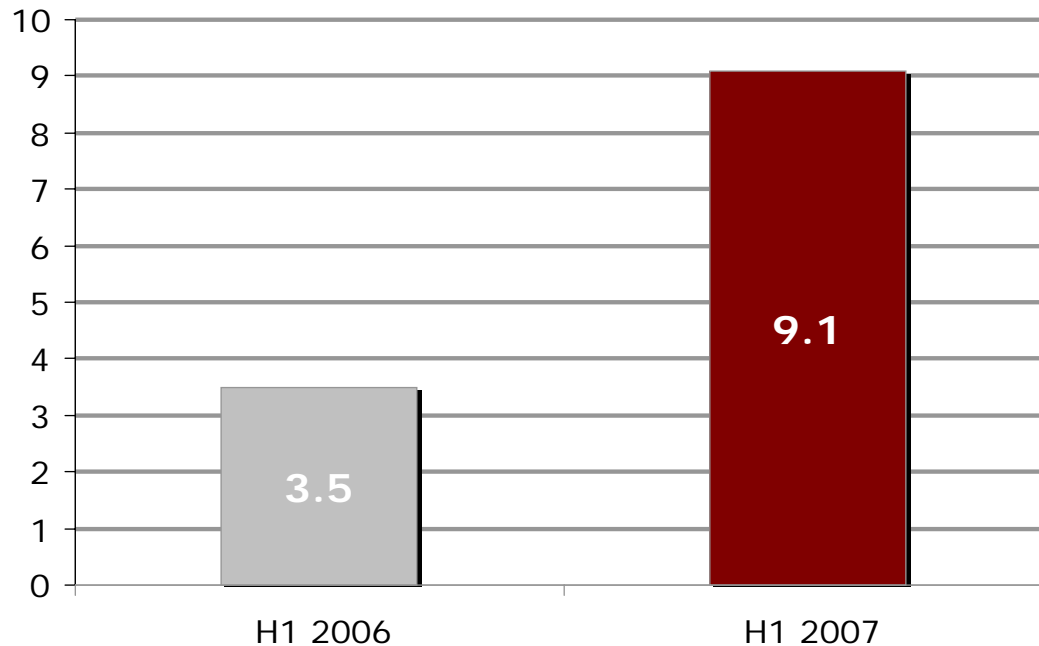
Operating Profit (EBIT) Q2 2007



- Operating profit for Q2: EUR 2.5 million
- Growth 143 per cent
- Pro forma growth 109 per cent

Product Business Net Sales H1 2007

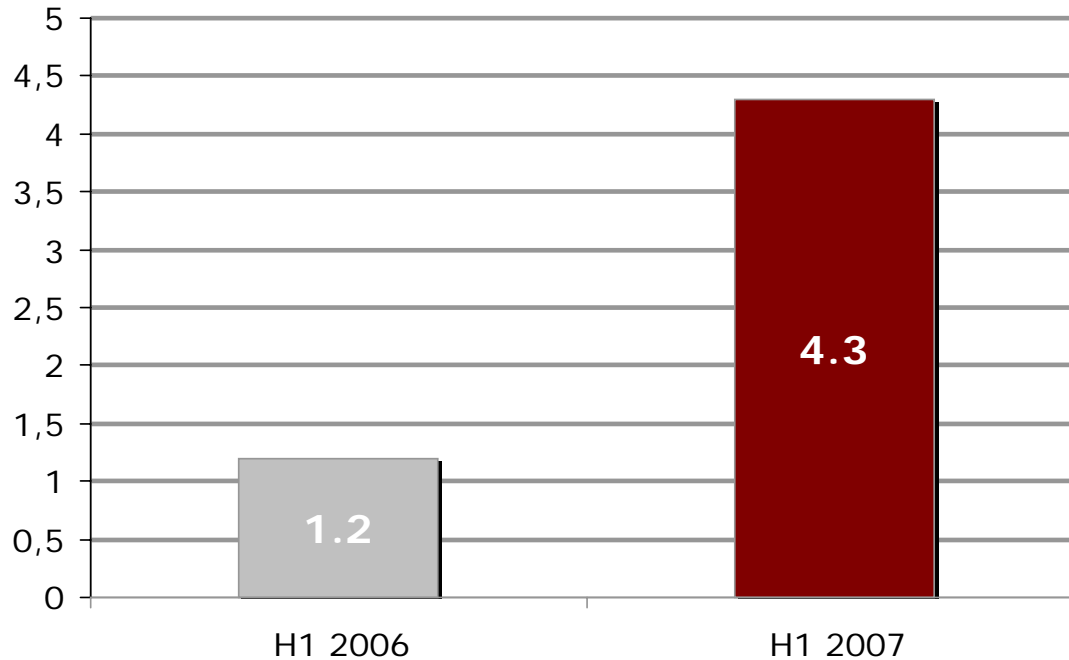
Product business net sales, EUR million



- Product business net sales EUR 9.1 million
- 17.5 per cent of total net sales (H1 2006: 9.4%)
- Growth 165 per cent

Cash Flow from Operating Activities H1 2007

Cash flow from operating activities, EUR million



- Strong cash flow from operating activities: EUR 4.3 million



CEO's Review

- Increase in the number of customers and high operational efficiency -

A Growth Company

- The company achieved its targeted net sales growth for H1, year on year

NET SALES	REPORTED	PRO FORMA
• Group	42%	3%
• Telecommunications	6%	6%
• Finance and Services	40%	- 3%
• Industry and Trade	228%	5%

Operationally Efficient and Profitable

- The company's operating profit improved markedly, year on year

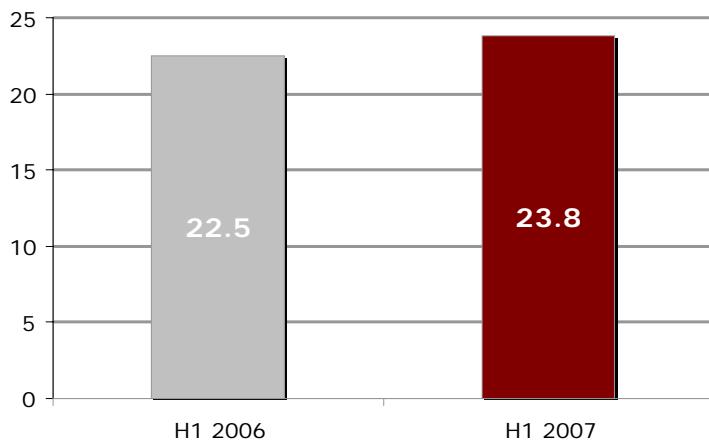
OPERATING PROFIT	REPORTED	PRO FORMA
• Group	102%	46%
• Telecommunications	69%	69%
• Finance and Services	- 36%	- 16%
• Industry and Trade	1,216%	44%

Increase in the Number of Customers, a Uniform Company

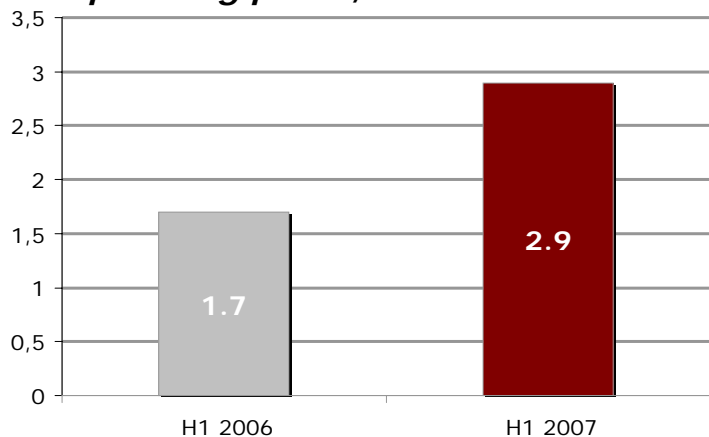
- Our customer relationships have developed very positively and the average project volume has increased
- We have achieved our goal of becoming a strategic partner for an increasing number of customers in a number of major projects
- A uniform company - the implementation of shared operating policies and processes in all Group divisions will begin during H2
- Internationalisation is one of our key goals in line with Group strategy

Telecommunications

Net sales, EUR million



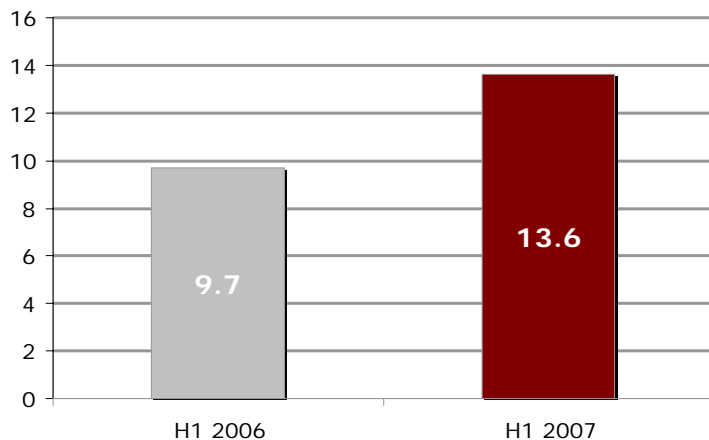
Operating profit, EUR million



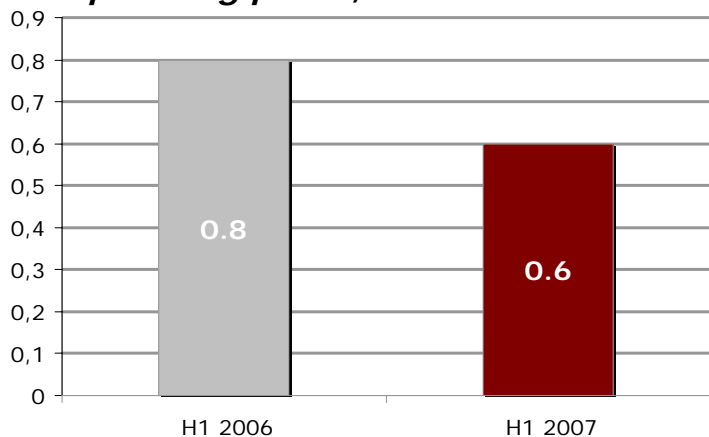
- Net sales increased
- Operating profit improved markedly
- Our focus on
 - customers
 - the development of our offerings
 - product delivery capacityhas yielded good results
- Customers' confidence in the company generated new projects
- Market position continues to be strong

Finance and Services

Net sales, EUR million



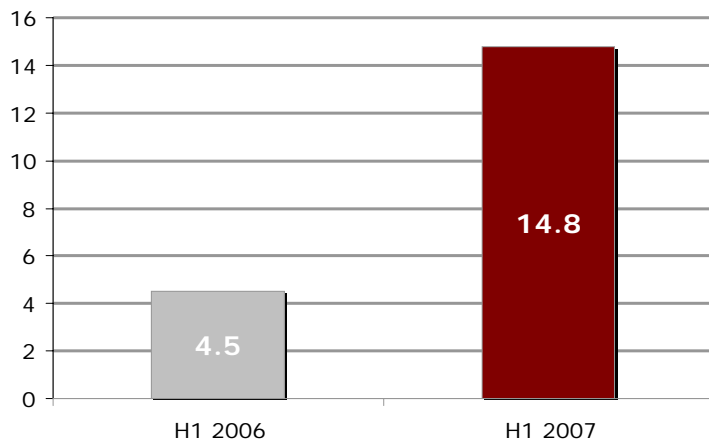
Operating profit, EUR million



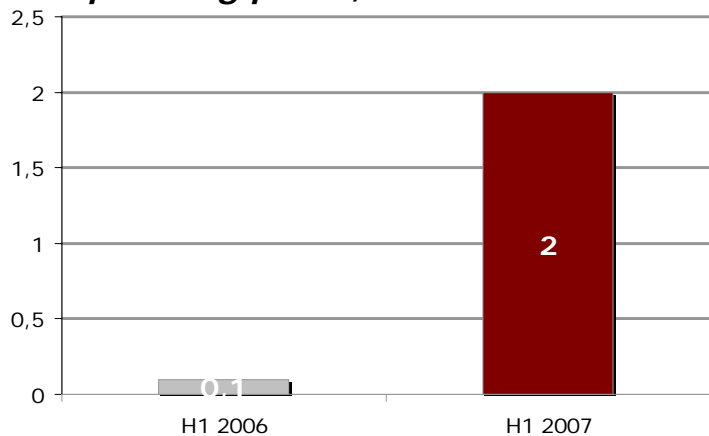
- Negative pro forma growth
- Order book increased towards the end of Q2
- The size of new projects increased
- Major customer contracts published
 - Oy Samlink Ab
 - Arek Oy
 - State administration

Industry and Trade

Net sales, EUR million



Operating profit, EUR million



- Net sales grew substantially
- Excellent profitability
- Enterprise resource planning (ERP) systems
 - Good licensing income
 - Strong growth expected to continue
- Web and integration solutions expected to grow during H2

Prospects

- Annual growth estimate for the consulting and system integration market to vary between 2.3–6.4 per cent
- With respect to the near future, cost and price pressures will continue in the market. In this respect, it is of the utmost importance that we continuously safeguard operational efficiency by implementing uniform operating models.
- The Group is adhering to its long-term target for average net sales growth of 25 per cent.
- The Group aims to continue its organic growth, and maintain profitability at a healthy level.

Profit Guidance 2007

- Previous guidance for 2007 maintained
- Full year estimated net sales: MEUR 100–105
- Full year estimated operating margin (EBIT-%): 10–12%



Thank you for your attention

jari.mielonen@sysopendigia.com
www.sysopendigia.com